

Skidsteer Cold Planer - Generation G5 vs Generation 5 HD (Heavy Duty)



Plate Thickness

G5

5/8"

Chassis

Depth skis




G5HD

3/4"

Chassis

Depth skis




Drum Thickness & Hardfacing

G5

5/8"

Drum wall




G5HD

1.5"

Drum wall


Hardfacing



Cutting Depth & Tooth Clearance


G5

0-6" depth




G5HD

0 - 8" depth



Front Debris Guard

G5



Rubber Flap

G5HD



Steel guard

Summary

	G5	G5HD	Benefit
Drum wall thickness	5/8"	1.5"	Adds weight over the center of the cut
Clearance, drum surface to tooth tip	2.5"	5"	Reduces drag in cuts below 2.5" which yields higher productivity
Drum housing plate thickness	5/8"	3/4"	Higher strength and added weight
Depth ski plate thickness	5/8"	3/4"	Superior ski stability and longer life
Depth of cut	0 - 6"	0 - 8"	Allows deeper cuts for base repair and stabilization work
Hardfacing	No	Yes	Extends the wear properties of both drum edge and holder
Front guard material	Rubber	Steel	Exceptional durability and reduced material discharge
Weight difference		+ 21%	Reduced vibration, which increases productivity and component life